



Transportation Alternatives Program

Annual Report

Federal Fiscal Year 2016

Released November 2016



Above: Canyon Rim Multi-Use Path in Los Alamos; project received TAP funding in FFY14/15 and FFY16.

Table of Contents

Program and Annual Report Background	3
New Mexico’s FFY16 Program	3
Table 1: New Mexico FFY16 TAP Funding Summary.....	3
Table 2: New Mexico FFY16 TAP Suballocation Summary.....	3
Project Selection	4
Table 3: FFY 16 Awarded Projects.....	4
FFY16 Baseline STIP and Obligation Performance	6
Table 4: FFY16 Baseline Program.....	6
Chart 1: FFY16 Baseline Projects Obligated	7
Chart 2: FFY16 Baseline Funding Obligated	8
Project Amendments and Modifications	8
Chart 3: Major Project Amendments or Modifications	8
FFY16 Obligated Projects	9
Table 5: FFY16 Obligated Projects	9
Summary	10
Appendix	11
Table 6: Project Moved from FFY16 to FFY17.....	11
Table 7: FFY16 Cancelled Projects	11

Program and Annual Report Background

The Transportation Alternatives Program (TAP), originally established in the Moving Ahead for Progress in the 21st Century Act (MAP-21), is a federal-aid, cost reimbursement program that provides federal funding for programs and projects defined as transportation alternatives. Potential TAP projects include pedestrian and bicycle facilities, infrastructure projects for improving mobility for non-drivers, turnouts for scenic overlooks, and safe routes to school projects. Projects funded under TAP must comply with all applicable federal requirements.

Per the New Mexico Department of Transportation’s (NMDOT) Stewardship and Oversight agreement with the Federal Highway Administration (FHWA), New Mexico Division, NMDOT is responsible for implementing TAP in New Mexico. By law, TAP funds must be awarded to Tribal/Local Public Agencies (T/LPAs) or other non-State DOT recipients, as detailed in 23 U.S.C. 213(c)(4)(B).

This annual report, representing NMDOT’s program for Federal Fiscal Year 2016 (FFY16), is broadly intended to give the public and other interested parties basic information on: 1) the projects that were awarded TAP funds, 2) NMDOT’s performance with regard to program management, 3) any subsequent funding changes to awarded projects, and 4) which projects ultimately were granted federal participation of TAP funding. Once construction projects are approved for federal participation, they are usually built within two years. For non-infrastructure projects, project sponsors generally begin their project within a few months.

New Mexico’s FFY16 Program

New Mexico received, by federal formula, approximately \$7.46 million in annual apportionment for FFY16. From the total TAP allocation, approximately \$1.43 million was set aside for the Recreational Trails Program (RTP), leaving just over \$6.02 million in appropriated TAP funds for FFY16, as detailed in **Table 1**.

Per MAP-21, 50% of the allocation (approximately \$3.01 million) was suballocated based on population. The remaining funds are flexible and can be used anywhere in the state.

Table 2 details how the TAP funds are suballocated to

target populations. For large urbanized areas (UZAs) over 200,000 in population (Albuquerque Large UZA and a portion of the El Paso Large UZA) TAP funds are directly allocated to the Mid-Region and El Paso Metropolitan Planning Organizations (MRMPO and EPMPO), respectively, and awarded based on a competitive process in consultation with NMDOT.

Total TAP Allocation	\$7,454,377
Recreational Trails Program Set Aside	(\$1,429,831)
Total TAP Balance	\$6,024,546
*amounts do not include the State’s obligation limitation of 94.9%	

Areas over 200K	\$1,129,365
5k < Areas ≤ 200K	\$1,150,529
Areas ≤ 5K	\$732,378
Available for any Area	\$3,012,274
Total TAP Balance	\$6,024,546
*amounts do not include the State’s obligation limitation of 94.9%	

Federal law requires that TAP funds be awarded through a competitive process. NMDOT awarded the remaining funds to entities from around the state via a competitive process that NMDOT developed in consultation with New Mexico’s seven Regional Transportation Planning Organizations (RTPOs) and five Metropolitan Planning Organizations (MPOs). The process ranked projects based upon the following scoring factors:

1. Planning
2. Economic vitality
3. Safety and security
4. Accessibility and mobility
5. Protection and enhancement of the environment
6. Efficient system management and operation
7. System preservation

These scoring factors are generally derived from the national transportation planning factors, as listed in 23 CFR 450.206. They are also consistent with The New Mexico 2040 Plan, NMDOT’s long-range plan.

Project Selection

NMDOT issued a call for FFY16/FFY17 TAP projects in September 2014 to award the suballocated amounts detailed in **Table 2**. T/LPAs were required to consult with their respective Regional Transportation Planning Organization (RTPO) or Metropolitan Planning Organization (MPO) planners prior to completing and submitting their applications. The RTPO/MPO planners were responsible for working with the T/LPA to review the project feasibility, to review the applications for completeness, and to submit the final application to NMDOT. The NMDOT TAP coordinator established a scoring committee made up of NMDOT staff and a representative from an RTPO and an MPO. Each committee member reviewed and ranked the applications based on criteria that included the aforementioned scoring factors.

This process, coupled with the MRMPO and EPMPO processes, resulted in NMDOT and the MPOs programming over \$5.5 million in federal dollars and leveraging over \$6.9 million in total project funding. A total of 21 projects were awarded funds, including 3 non-infrastructure projects, 7 construction projects and 11 design projects. **Table 3** details the projects selected for FFY16 TAP funds. The projects were programmed into the State Transportation Improvement Program (STIP).

Table 3: FFY 16 Awarded Projects					
County	Recipient	Project Name	Phase	Total TAP Award	Total FFY16 Project Funds*
Bernalillo	City of Albuquerque	AMPA-Wide Youth Bicycle/Pedestrian Safety Education Program	Non-Infrastructure	\$170,880	\$200,000

Bernalillo	Bernalillo County	Rio Grande Blvd. Bicycle Lanes and Sidewalks	Construction	\$520,000	\$608,614
Bernalillo	Bernalillo County	Alameda Drain Trail	Design	\$250,000	\$292,603
Cibola	Pueblo of Laguna	NM 124 Road Diet	Construction	\$711,449	\$832,688
Doña Ana	City of Sunland Park	Racetrack Dr. Sidewalk Installation	Design	\$50,213	\$58,770
Doña Ana	Las Cruces Public Schools	Safe Routes to Schools Program Coordinator	Non-Infrastructure	\$35,885	\$42,000
Lea	City of Eunice	Main St. Phase V	Construction	\$337,488	\$395,000
Lea	City of Lovington	Central Plaza, Phase II	Design	\$58,954	\$69,000
Los Alamos	Los Alamos County	Canyon Rim Trail Pedestrian Bridge	Construction	\$469,449	\$973,542
Luna	City of Deming	Cedar St. Sidewalk Improvements	Design	\$71,763	\$83,992
Otero	Village of Tularosa	Granado St. Pedestrian Improvements	Design	\$67,327	\$78,800
San Juan	Red Apple Transit	Bus Route Accessibility	Design	\$3,400	\$3,979
San Juan	San Juan County	Kirtland Schools Walk Path System	Design	\$102,527	\$119,999
Sandoval	Village of Corrales	Meadowlark Lane Pedestrian & Bicycle Trail	Design	\$169,698	\$198,617
Sandoval	Santo Domingo Pueblo	Santo Domingo Multi-Use Trail Segment 2	Design	\$76,896	\$90,000
Sandoval	Santo Domingo Pueblo	Santo Domingo Pedestrian Trail Through Box Culvert	Design	\$21,360	\$25,000
Santa Fe	Santa Fe National Forest, Espanola Ranger District	Vista Grande Overlook Reconstruction	Construction	\$85,440	\$100,000
Santa Fe	City of Santa Fe	Downtown Transit Center Sheridan Ave. Improvements	Construction	\$2,000,000	\$2,340,823
Socorro	City of Socorro	Socorro Bicycle & Trail Plan	Planning	\$46,945	\$54,945
Valencia	Village of Bosque Farms	South Bosque Loop Ditch Crossing	Design	\$14,439	\$16,900
Various	North Central Regional Transit District	ADA Transition Plan, Phase III	Construction	\$307,584	\$360,000
Total				\$5,571,697	\$6,945,272
*Total project funds include federal funds, local match, local non-match and other funding sources					

FFY16 Baseline STIP and Obligation Performance

The baseline STIP, active at the beginning of a FFY, provides a method to measure performance in terms of delivering projects programmed in the STIP each FFY. In coordination with FHWA, NMDOT measures program performance by comparing baseline projects and funding to those which are ultimately obligated. Obligation refers to a commitment by the federal government to pay the federal share of a project's cost. An obligated project is one that has been authorized by the FHWA and for which federal funds are committed.

For FFY16, the baseline STIP was set in September/October 2015 with the 2016-2021 STIP (STIP-0). While the projects in **Table 3** were awarded funds during the 2016-2017 call for projects and subsequent selection process, they are not necessarily inclusive of all the projects or project funding amounts within the baseline STIP due to projects moving in from previous funding years, modifications to funding amounts or funding types, or projects cancelling. **Table 4** lists the baseline projects for FFY16.

County	Recipient	Project Name	Phase	Total TAP Award
Bernalillo	City of Albuquerque	AMPA-Wide Youth Bicycle/Pedestrian Safety Education Program	Non – Infrastructure	\$170,880
Bernalillo	Bernalillo County	Alameda Drain Trail	Design	\$250,000
Bernalillo	Bernalillo County	Rio Grande Blvd. Bicycle Lanes and Sidewalks	Construction	\$520,000
Cibola	City of Grants	River Walk Extension	Construction	\$397,296
Cibola	Pueblo of Laguna	NM 124 Road Diet	Construction	\$711,449
Doña Ana	Las Cruces Public Schools	Safe Routes to Schools Program Coordinator	Non – Infrastructure	\$35,885
Doña Ana	City of Sunland Park	Racetrack Dr. Sidewalk Installation	Design	\$50,213
Lea	City of Eunice	Main St.Phase V	Construction	\$337,488
Lea	City of Lovington	Central Plaza, Phase II	Design	\$58,954
Los Alamos	Los Alamos County	Canyon Rim Trail Pedestrian Bridge	Construction	\$120,877
Luna	City of Deming	Cedar St. Sidewalk Improvements	Design	\$71,763
Otero	Village of Tularosa	Granado St. Pedestrian Improvements	Design	\$67,327
San Juan	City of Bloomfield	Verada Del Rio San Juan Trail, Phase II	Construction	\$119,012
San Juan	City of Bloomfield	Verada Del Rio San Juan Trail, Phase III	Construction	\$158,580
San Juan	Red Apple Transit	Bus Route Accessibility	Design	\$3,400
San Juan	San Juan County	Kirtland Schools Walk Path System	Design	\$102,527
Sandoval	Village of Corrales	Meadowlark Lane Pedestrian & Bicycle Trail	Design	\$169,698

Sandoval	Santo Domingo Pueblo	Santo Domingo Multi-Use Trail Segment 2	Design	\$76,896
Sandoval	Santo Domingo Pueblo	Santo Domingo Pedestrian Trail Through Box Culvert	Design	\$21,360
Santa Fe	Santa Fe National Forest, Espanola Ranger District	Vista Grande Overlook Reconstruction	Construction	\$85,440
Santa Fe	San Ildefonso Pueblo	Tunyo Po Sidewalk & School Crossing	Construction	\$130,381
Santa Fe	City of Santa Fe	Downtown Transit Center Sheridan Ave. Improvements	Construction	\$2,000,000
Socorro	City of Socorro	Socorro Bicycle & Trail Plan	Planning	\$46,945
Valencia	Village Bosque Farms	South Bosque Loop Ditch Crossing	Design	\$14,439
Various	North Central Regional Transit District	ADA Transition Plan, Phase III	Construction	\$307,584
Total				\$6,028,394

Chart 1 and **Chart 2** below demonstrate the performance of the FFY16 TAP. **Chart 1** compares the number of baseline projects programmed, to the number of baseline projects obligated. **Chart 2** compares the baseline TAP funding programmed, to the baseline and non-baseline amounts obligated.

Chart 1: FFY16 Baseline Projects Obligated

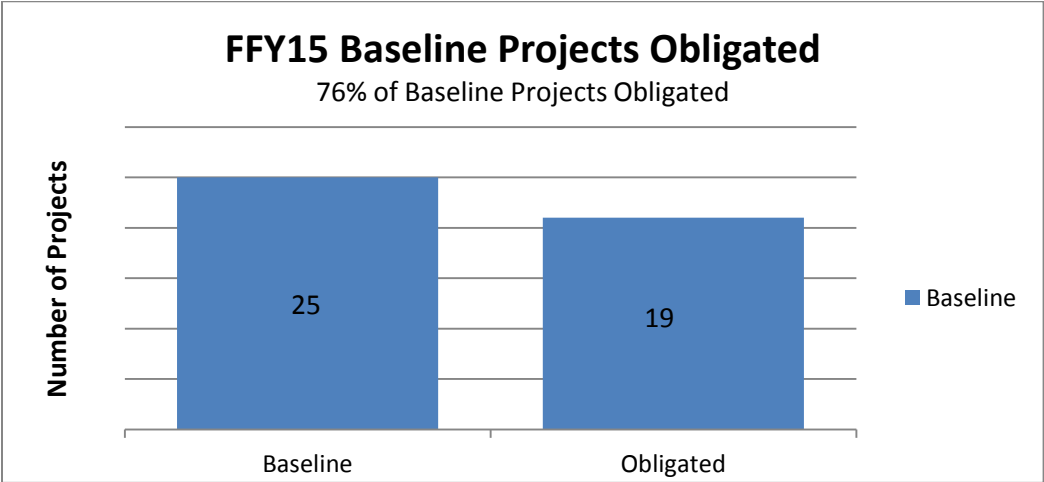
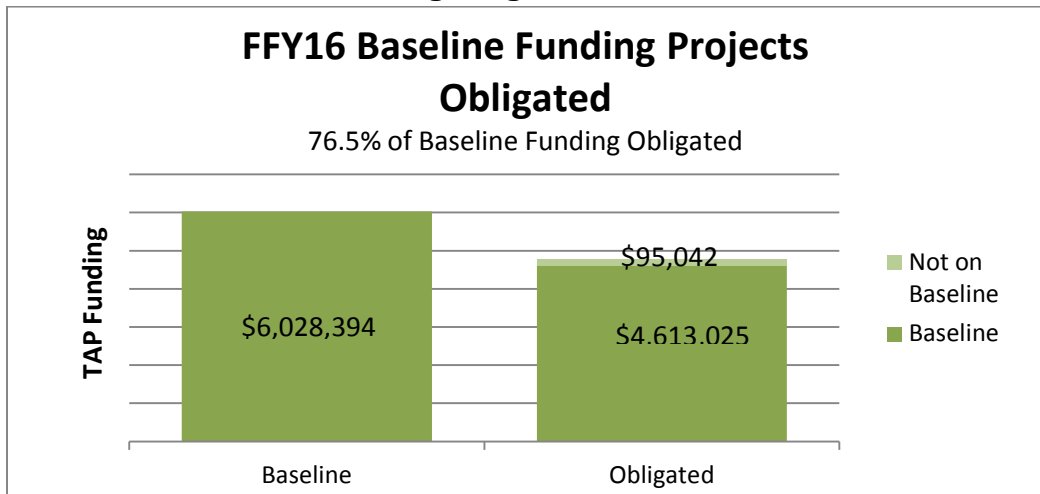


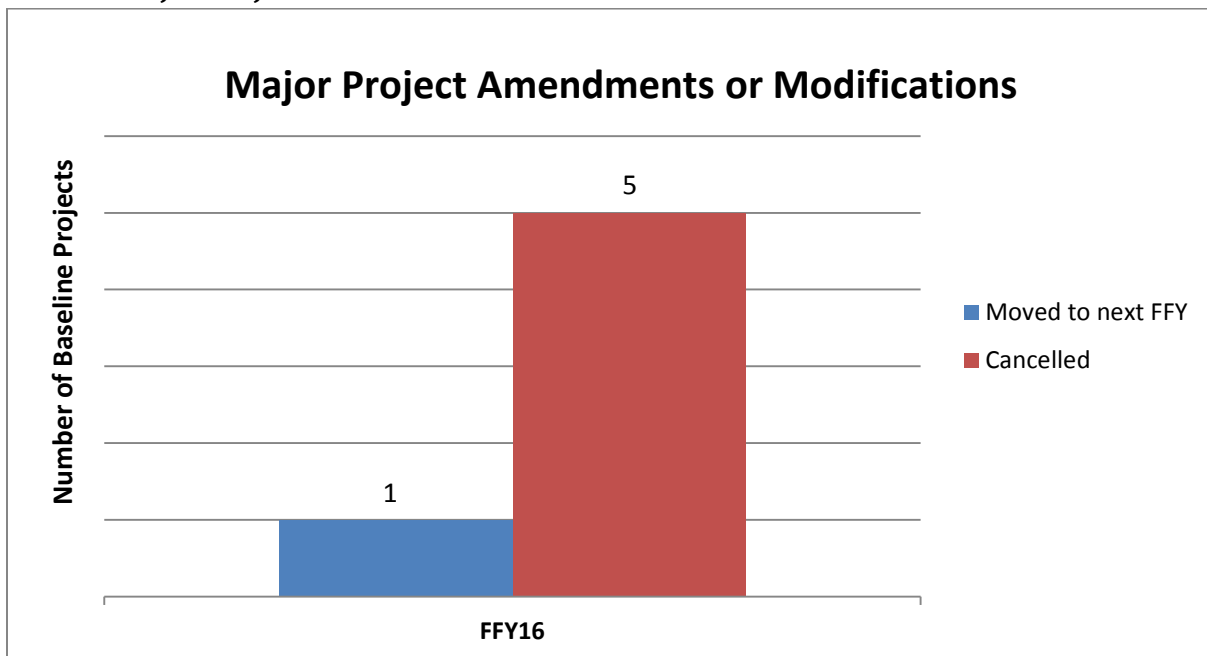
Chart 2: FFY16 Baseline Funding Obligated



Project Amendments and Modifications

After projects are programmed, they may encounter unexpected challenges or opportunities, which can trigger amending or modifying them in the STIP, in accordance with NMDOT’s STIP Procedures Manual. Projects may be reprogrammed to a different FFY or they may be cancelled, often at the request of the grant recipient. **Chart 3** below shows the numbers of FFY16 TAP projects that NMDOT amended or modified in the STIP, for the reasons identified. These amendments and modifications may have affected the baselines and obligation rates detailed in **Chart 1** and **Chart 2** in the previous section.

Chart 3: Major Project Amendments or Modifications



When projects are moved to outer years or cancelled, NMDOT may have an opportunity to reprogram those funds to other existing TAP projects, in consultation with the T/LPA and MPO (if applicable). Due to the movements and cancelations detailed in **Chart 3**, NMDOT and MPOs were able to reprogram and obligate \$95,042 of additional TAP funding in FFY16. The appendix contains tables itemizing the projects tracked in **Chart 5**.

FFY16 Obligated Projects

For projects that receive federal funds, obligation occurs when a project agreement is executed between the grant recipient and NMDOT, and NMDOT requests that FHWA commit to participate in funding the project. Obligated projects are not necessarily initiated or completed during the program year, and obligation amounts in the tables below may or may not equal the total federal share of the project. **Table 5** details specific projects and phases that were obligated during FFY16.

County	Recipient	Project Name	Phase	Total TAP Obligated
Bernalillo	City of Albuquerque	AMPA-Wide Youth Bicycle/Pedestrian Safety Education Program	Non – Infrastructure	\$197,087
Bernalillo	Bernalillo County	Alameda Drain Trail	Design	\$250,000
Bernalillo	Bernalillo County	Rio Grande Blvd. Bicycle Lanes and Sidewalks	Construction	\$520,000
Cibola	City of Grants	River Walk Extension	Construction	\$466,131
Doña Ana	Las Cruces Public Schools	Safe Routes to Schools Program Coordinator	Non – Infrastructure	\$35,885
Doña Ana	City of Sunland Park	Racetrack Dr. Sidewalk Installation	Design	\$50,213
Lea	City of Lovington	Central Plaza, Phase II	Design	\$58,954
Los Alamos	Los Alamos County	Canyon Rim Trail Pedestrian Bridge	Construction	\$120,877
Luna	City of Deming	Cedar St. Sidewalk Improvements	Design	\$71,763
Otero	Village of Tularosa	Granado St. Pedestrian Improvements	Design	\$67,327
San Juan	San Juan County	Kirtland Schools Walk Path System	Design	\$102,527
Sandoval	Village of Corrales	Meadowlark Lane Pedestrian & Bicycle Trail	Design	\$169,698
Sandoval	Santo Domingo Pueblo	Santo Domingo Multi-Use Trail Segment 2	Design	\$76,896
Sandoval	Santo Domingo Pueblo	Santo Domingo Pedestrian Trail Through Box Culvert	Design	\$21,360

Santa Fe	San Ildefonso Pueblo	Tunyo Po Sidewalk & School Crossing	Construction	\$130,381
Santa Fe	City of Santa Fe	Downtown Transit Center Sheridan Ave. Improvements	Construction	\$2,000,000*
Socorro	City of Socorro	Socorro Bicycle & Trail Plan	Planning	\$46,945
Valencia	Village Bosque Farms	South Bosque Loop Ditch Crossing	Design	\$14,439
Various	North Central Regional Transit District	ADA Transition Plan, Phase III	Construction	\$307,584*
Total				\$4,708,067
*Project obligated with Federal Transit Authority (FTA)				

Summary

In FFY16, NMDOT worked with New Mexico’s RTPOs, MPOs and 22 different tribal and local government agencies throughout the state to initiate and fund 19 unique projects that enhance the quality of life for New Mexico’s residents. The projects range from Safe Routes to School eligible projects and community bicycle and pedestrian planning, to community sidewalk and multiuse path projects. NMDOT continues to improve upon the Transportation Alternatives program from year to year as evidenced by increasing obligation rates and ultimately, completing more projects that increase the economic development opportunities of New Mexico’s communities.

Once construction funding for projects is obligated, the facility is usually built within two years. Therefore, New Mexico residents should expect that most of the infrastructure projects listed in **Table 5** will be completed by the summer of 2018.

Appendix

The tables below itemize the projects that were moved to other FFYs, or were cancelled, as reflected in **Chart 3**.

Table 6: Project Moved from FFY16 to FFY17				
County	Recipient	Project Name	Phase	Total TAP
Lea	City of Eunice	Main Street Phase V	Construction	\$337,488
Total				\$337,488

Table 7: FFY16 Cancelled Projects				
County	Recipient	Project Name	Phase	Total TAP
Cibola	Pueblo of Laguna	NM124 Road Diet	Construction	\$711,449
San Juan	City of Bloomfield	Verada Del Rio San Juan Trail, Phase II	Construction	\$119,012
San Juan	City of Bloomfield	Verada Del Rio San Juan Trail, Phase III	Construction	\$158,580
San Juan	Red Apple Transit	Bus Route Accessibility	Design	\$3,400
Santa Fe	Santa Fe National Forest, Espanola Ranger District	Vista Grande Overlook Reconstruction	Construction	\$85,440
Total				\$1,077,881