



Transportation Alternatives Program

Annual Report

Federal Fiscal Years 2014-2015

Released April 2016



Table of Contents

- Program and Annual Report Background 3
- New Mexico’s FFY14/15 Program..... 3
 - Table 1: New Mexico FFY14/FFY15 TAP Funding Summary..... 3
 - Table 2: New Mexico FFY14/ FFY15 TAP Suballocation Summary..... 3
- Regional Programming Targets..... 4
- Project Selection 4
 - Table 3: FFY14 Awarded Projects..... 4
 - Table 4: FFY15 Awarded Projects..... 6
- FFY14/FFY15 Baseline STIPs and Obligation Performance 7
- FFY14..... 8
 - Chart 1: FFY14 Baseline Projects Obligated 8
 - Chart 2: FFY14 Baseline Funding Obligated 8
- FFY15..... 9
 - Table 5: FFY15 Baseline Program..... 9
 - Chart 3: FFY15 Baseline Projects Obligated 11
 - Chart 4: FFY15 Baseline Funding Obligated 11
- Project Amendments and Modifications 12
 - Chart 5: Major Project Amendments or Modifications 12
- Obligated Projects..... 12
 - Table 6: FFY14 Obligated Projects 12
 - Table 7: FFY15 Obligated Projects 14
- Summary 15
- Appendix 16
 - Table 8: Projects Moved from FFY14 to FFY15 16
 - Table 9: Projects Moved from FFY15 to FFY16 16
 - Table 10: FFY14 Cancelled Projects 17
 - Table 11: FFY15 Cancelled Projects 17
 - Table 12: Projects Using Other Federal Funding or Moving to Outer Years..... 17

Program and Annual Report Background

The Transportation Alternatives Program (TAP), originally established in the Moving Ahead for Progress in the 21st Century Act (MAP-21), provides federal funding for programs and projects defined as transportation alternatives, including, for example: pedestrian and bicycle facilities, infrastructure projects for improving mobility for non-drivers, turnouts for scenic overlooks, and safe routes to school projects. Projects funded under TAP must comply with all applicable federal requirements.

Per the New Mexico Department of Transportation’s (NMDOT) Stewardship and Oversight agreement with the Federal Highway Administration (FHWA), New Mexico Division, NMDOT is responsible for implementing TAP in New Mexico. By law, TAP funds must be awarded to Tribal/Local Public Agencies (T/LPAs) or other non-State DOT recipients, as detailed in 23 U.S.C. 213(c)(4)(B).

This annual report, representing NMDOT’s program for Federal Fiscal Years 2014 and 2015 (FFY14, FFY15), is broadly intended to give the public and other interested parties basic information on: 1) the projects that were awarded TAP funds, 2) NMDOT’s performance with regard to program management, 3) any subsequent funding changes to awarded projects, and 4) which projects ultimately were granted federal participation of TAP funding. Once construction projects are approved for federal participation, they are usually built within two years. For non-infrastructure projects, project sponsors generally begin their project within a few months.

New Mexico’s FFY14/15 Program

NMDOT received, by federal formula, approximately \$7.32 million in annual TAP apportionment for FFY14 and FFY15. Less \$1.43 million reserved for the Recreational Trails Program annually, NMDOT had approximately \$5.89 million in appropriated TAP funds for each year, as detailed in **Table 1**. Per MAP-21, 50% of the apportionment (approximately \$2.9 million) was suballocated based on population. The remaining 50% of funds are flexible and can be used anywhere in the state. **Table 2** details how the TAP funds are suballocated to target populations. For large urbanized areas (UZAs) over 200,000 in population (Albuquerque Large UZA and a portion of the El Paso Large UZA), TAP funds were directly allocated to the Mid Region and El Paso Metropolitan Planning Organizations (MPOs), respectively, and awarded based on competitive processes and in consultation with NMDOT.

Total Annual TAP Allocation	\$7,319,573
Recreational Trails Program Set Aside	(\$1,429,831)
Total Annual TAP Balance	\$5,889,742
*amounts do not include the State’s obligation limitation of 94.6%	

Areas over 200K	\$1,104,095
5K < Areas ≤ 200K	\$1,124,786
Areas ≤ 5K	\$715,990
Available for any Area	\$2,944,871
Total Annual TAP Balance	\$5,889,742
*amounts do not include the State’s obligation limitation of 94.6%	

Federal law requires that TAP funds be awarded on a competitive basis. NMDOT awarded remaining funds around the state via a competitive process that NMDOT developed cooperatively with New

Mexico’s seven Regional Transportation Planning Organizations (RTPOs) and five MPOs. The process ranked projects based upon the following scoring factors:

1. Planning
2. Project readiness
3. Economic vitality
4. Safety and security
5. Accessibility and mobility
6. Protection and enhancement of the environment
7. Efficient system management and operation
8. System preservation

These scoring factors are generally derived from the national transportation planning factors, as listed in 23 CFR 450.206. They are also consistent with The New Mexico 2040 Plan, NMDOT’s long-range plan.

Regional Programming Targets

Federal transportation law provides flexibility to the states in how they manage TAP funds, provided the funds are awarded on a competitive basis. For FFY14 and FFY15 TAP funds, NMDOT coordinated the programming effort with the MPOs and RTPOs by establishing funding targets, based on their relative populations. Each MPO/RTPO was responsible for requesting, reviewing, and ranking TAP applications within their respective jurisdictions. Recommended projects were often selected on a two-year cycle, with the intention of funding the design phase in year one, followed by the construction phase in year two.

Project Selection

NMDOT issued a call for TAP projects in May 2013. MPOs/RTPOs submitted their lists of recommended projects to the NMDOT TAP Coordinator, considerate of their regional targets, in October 2013, and NMDOT and MPOs included the approved TAP projects in the next State Transportation Improvement Program (STIP)/Transportation Improvement Program (TIP) amendment. The State Transportation Commission approved the STIP amendment in December 2013.

RTPO and MPO outreach efforts for the FY14/15 targets resulted in NMDOT programming 39 projects in FFY14, utilizing \$4.97 million federal dollars to leverage \$7.91 million in total project costs. NMDOT awarded 20 of these projects design/preliminary engineering funding, 17 projects construction funding, and two projects non-infrastructure funding. Those with design/preliminary engineering funding additionally received construction awards in FFY15. NMDOT awarded construction funding to five new projects, and non-infrastructure funding to one new project in FFY15. In total, NMDOT awarded funding to 54 unique projects in FFY14/15. In FFY15, NMDOT awarded \$5.24 million in federal dollars to leverage \$7.79 million in total project costs. **Table 3** and **Table 4** detail the projects selected for TAP funds in FFY14 and FFY15, respectively.

Table 3: FFY14 Awarded Projects					
County	Recipient	Project Name	Phase	Total TAP Award	Total Project Cost*
Bernalillo	Bernalillo County	2nd St SW (Valle de Oro) Trail Phase I	Design	\$205,165	\$240,128
Bernalillo	Bernalillo County	Alameda Drain and 2nd St	Design	\$170,880	\$200,000

		Bike/Ped Trail			
Bernalillo	City of Albuquerque	AMPA-Wide Bike/Ped Safety Education Program (FY14-17)	Non-Infrastructure	\$64,080	\$75,000
Chaves	City of Roswell	Spring River Trail Lighting Project	Construction	\$112,579	\$131,764
Chaves	Town of Hagerman	Sidewalk Improvements, Phase I	Design	\$15,041	\$17,604
Cibola	Acoma Pueblo	Turnout and Overlook at SP 30 (12) 2 and 4 Project Site	Design	\$64,755	\$75,800
Cibola	City of Grants	River Walk Extension	Design	\$64,755	\$90,000
Curry	City of Clovis	Main St Streetscape Improvements	Construction	\$200,000	\$234,082
Doña Ana	City of Las Cruces	Alternative Transportation Pathway Phase II (La Llorona Trail Improvements)	Construction	\$384,480	\$450,000
Doña Ana	Las Cruces Public Schools	Safe Routes to School Champion	Non-Infrastructure	\$25,632	\$30,000
Doña Ana	Village of Hatch	NM 187 Sidewalks	Design	\$35,458	\$41,500
Eddy	City of Artesia	Eagle Draw Walkway	Design	\$25,632	\$30,000
Grant	Town of Silver City	Cooper St Sidewalk Improvements	Design	\$30,654	\$35,878
Hidalgo	City of Lordsburg	Motel Drive ADA and Sidewalk Improvements	Design	\$46,868	\$54,855
Lea	City of Eunice	Main St Phase IV	Design	\$51,889	\$60,732
Lea	City of Hobbs	Main St Sidewalk and ADA Improvements	Construction	\$158,064	\$185,000
Lea	City of Jal	Downtown/Main St Renovations	Construction	\$256,320	\$300,000
Lincoln	Village of Corona	Main St Sidewalk Enhancements	Design	\$38,448	\$45,000
Los Alamos	Los Alamos County	Canyon Rim Trail Pedestrian Bridge	Design	\$75,327	\$200,000
Luna	City of Deming	Florida St Multi-Use Path	Construction	\$217,195	\$258,743
McKinley	City of Gallup	NM 118 Pedestrian Safety Improvements Project	Construction	\$505,628	\$592,000
Multiple	North Central Regional Transit District	ADA Transition Plan and Improvements	Planning & Design	\$74,760	\$87,500
Rio Arriba	City of Española	Walking Trails	Construction	\$173,942	\$203,584
San Juan	City of Bloomfield	Vereda del Rio San Juan Trail (Phase II)	Construction	\$158,580	\$199,636
San Juan	City of Farmington	20th St Sidewalks (Phase I)	Construction	\$159,741	\$186,964
San Juan	City of Farmington	Southside River Rd River Trail	Construction	\$23,293	\$46,793
San Miguel	City of Las Vegas	Gallinas River Walk Enhancement	Design	\$27,556	\$32,252
San Miguel	San Miguel County	Cinder Road Path	Construction	\$89,712	\$105,000

		Pedestrian and Bicycle Enhancements			
Sandoval	Pueblo of Santo Domingo	Santo Domingo Multi-Use Trail Segment 1	Design & Construction	\$59,638	\$69,801
Sandoval	Pueblo of Santo Domingo	Santo Domingo Multi-Use Trail Segment 2	Design	\$16,000	\$18,727
Sandoval	Southern Sandoval County Arroyo & Flood Control Authority	Black Arroyo Open Space Commuter Trail	Construction	\$556,400	\$821,400
Santa Fe	City of Santa Fe	Santa Fe River Trail Connections and Improvements	Construction	\$250,000	\$1,290,000
Santa Fe	City of Santa Fe	Santa Fe River Trail/E Alameda St Pedestrian Improvements	Design	\$59,808	\$70,000
Santa Fe	Santa Fe County	Santa Fe Rail Trail Segment 4	Construction	\$57,967	\$425,765
Santa Fe	Town of Edgewood	Dinkle Road Trail	Design	\$922	\$1,079
Santa Fe	Town of Edgewood	NM 344 Trail	Design	\$922	\$1,079
Sierra	City of Truth or Consequences	Broadway Sidewalks	Construction	\$196,512	\$230,000
Torrance	Town of Estancia	Highland Ave Sidewalks	Design	\$18,878	\$22,095
Valencia	Village of Los Lunas	NM 314 Bike Lanes and Enhancements	Construction	\$297,029	\$347,646
Total				\$4,970,510	\$7,507,407
*Total project cost includes federal funds, local match, local non-match and other funding sources.					

Table 4: FFY15 Awarded Projects					
County	Recipient	Project Name	Phase	Total TAP Award	Total Project Cost*
Bernalillo	Bernalillo County	2nd St SW (Valle de Oro) Trail Phase I	Construction	\$605,003	\$708,103
Bernalillo	Bernalillo County	Alameda Drain and 2nd St Bike/Ped Trail	Construction	\$602,844	\$705,576
Chaves	Town of Hagerman	Sidewalk Improvements, Phase I	Construction	\$127,904	\$149,700
Cibola	Acoma Pueblo	Turnout and Overlook at SP 30 (12) 2 and 4 Project Site	Construction	\$194,264	\$418,000
Cibola	City of Grants	River Walk Extension	Construction	\$397,296	\$465,000
Doña Ana	City of Las Cruces	Las Cruces Dam Trail Improvements	Construction	\$384,480	\$450,000
Doña Ana	Las Cruces Public Schools	Safe Routes to School Champion	Non-infrastructure	\$25,632	\$30,000
Doña Ana	Village of Hatch	NM 187 Sidewalks	Construction	\$256,503	\$300,214
Eddy	City of Artesia	Eagle Draw Walkway	Construction	\$205,056	\$240,000
Eddy	City of Carlsbad	SRTS Coordinator	Non-infrastructure	\$47,676	\$55,800

Grant	Town of Silver City	Cooper St Sidewalk	Construction	\$113,839	\$133,238
Hidalgo	City of Lordsburg	Motel Dr ADA and Sidewalk Improvements	Construction	\$176,197	\$206,223
Lea	City of Eunice	Main St Phase IV	Construction	\$198,111	\$231,872
Lincoln	Village of Corona	Main St Sidewalk Enhancements	Construction	\$177,715	\$208,000
Los Alamos	Los Alamos County	Canyon Rim Trail Pedestrian Bridge	Construction	\$212,541	\$900,000
Multiple	North Central Regional Transit District (NCRTD)	ADA Transition Plan and Improvements	Construction	\$140,976	\$165,000
Rio Arriba	City of Española	Walking Trails	Construction	\$73,834	\$86,416
San Juan	City of Bloomfield	Vereda del Rio San Juan Trail (Phase III)	Construction	\$158,580	\$203,050
San Juan	City of Farmington	20th St Sidewalks (Phase I)	Construction	\$28,959	\$62,036
San Juan	City of Farmington	20th St Sidewalks (Phase II)	Construction	\$130,782	\$225,000
San Juan	City of Farmington	Southside River Rd River Trail	Construction	\$23,293	\$46,793
San Miguel	City of Las Vegas	Gallinas River Walk Enhancement	Construction	\$172,444	\$238,793
Sandoval	Pueblo of Santo Domingo	Santo Domingo Multi-Use Trail Segment 1	Construction	\$75,638	\$680,199
Santa Fe	City of Santa Fe	Santa Fe River Trail/E Alameda St Pedestrian Improvements	Construction	\$328,944	\$385,000
Santa Fe	San Ildefonso Pueblo	Tunyo Po Sidewalk and School Crossing Improvements	Construction	\$130,381	\$152,600
Santa Fe	Santa Fe County	Santa Fe Rail Trail Segment 4	Construction	\$38,831	\$45,448
Santa Fe	Town of Edgewood	Dinkle Road Trail	Construction	\$28,602	\$33,476
Santa Fe	Town of Edgewood	NM 344 Trail	Construction	\$29,521	\$34,552
Torrance	Town of Estancia	Highland Ave Sidewalks	Construction	\$73,312	\$85,805
Valencia	Village of Los Lunas	NM 314/NM 6 Bike Bypass Route Connection	Construction	\$85,707	\$147,500
Total				\$5,244,865	\$7,793,394

*Total project cost includes federal funds, local match, local non-match and other funding sources.

FFY14/FFY15 Baseline STIPs and Obligation Performance

The baseline STIP, active at the beginning of a FFY, provides a method to measure performance in terms of delivering projects programmed in the STIP each FFY. In coordination with FHWA, NMDOT measures program performance by comparing baseline projects to those which are ultimately obligated. Obligation refers to a commitment by the federal government to pay the federal share of a project's cost. An obligated project is one that has been authorized by FHWA and for which federal funds are committed.

FFY14

Due to the timeline needed to select the FFY14 TAP projects through a competitive process, the baseline for FFY14 in the 2014-2019 STIP, approved in September 2013 and referred to as STIP-0, did not include any TAP projects. Projects identified in **Table 3** were entered into the STIP in Amendment 3 (STIP-3). In order to reference metrics that are meaningful, NMDOT will consider TAP projects programmed in STIP-3 to be the “baseline” metric for FFY14.

Charts 1 and 2 below demonstrate the performance of TAP in FFY14, both in terms of the numbers of projects successfully obligated, and the amount of TAP funding successfully obligated, respectively.

Chart 1: FFY14 Baseline Projects Obligated

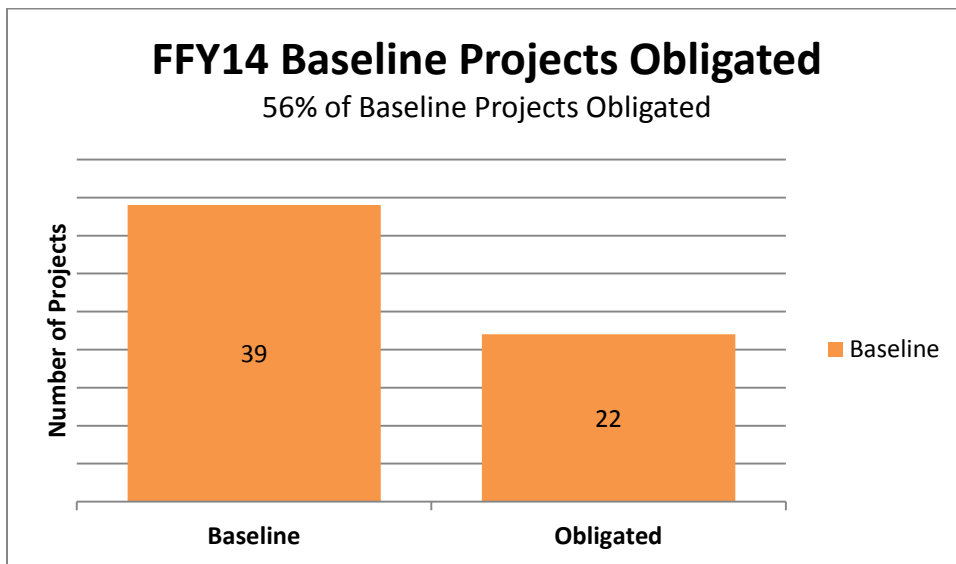
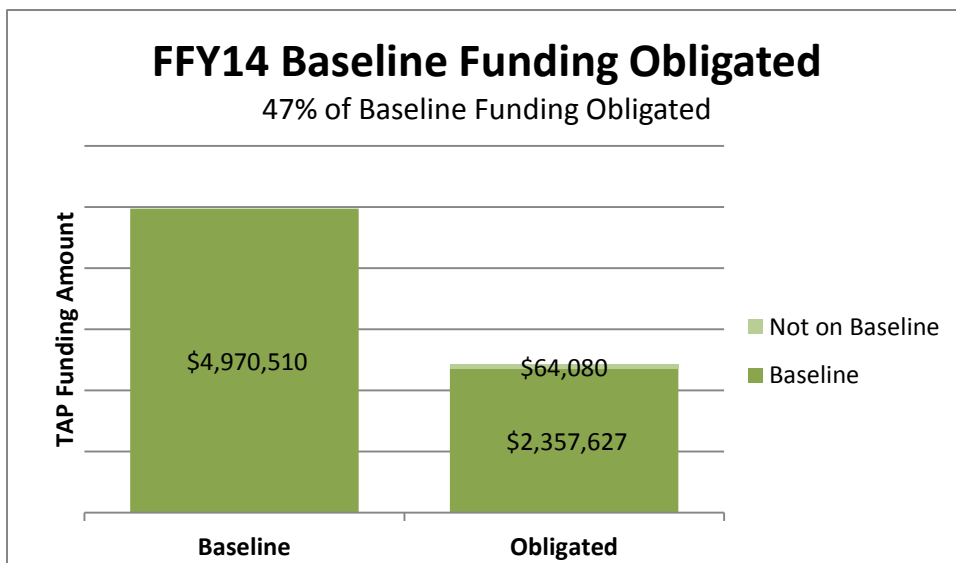


Chart 2: FFY14 Baseline Funding Obligated



FFY15

For FFY15, the baseline was set in September/October 2014 at Amendment 6 (STIP-6) for the 2014-2019 STIP. While the projects in **Table 4** were awarded during the 2013 call and subsequent selection process, they are not necessarily representative of the projects in the baseline due to projects moving from funding year FFY14 to FFY15, projects moving from FFY15 to FFY16, projects cancelling, or projects using other funding sources (**Chart 5**). **Table 5** below lists the baseline projects for FFY15.

County	Recipient	Project Name	Phase	Total TAP Award
Bernalillo	Bernalillo County	2nd St SW (Valle de Oro) Trail Phase I	Construction	\$605,003
Bernalillo	Village of Tijeras	NM 333 Bicycle and Pedestrian Improvements	Construction	\$301,422
Chaves	Town of Hagerman	Sidewalk Improvements, Phase I	Construction	\$127,904
Cibola	Acoma Pueblo	Turnout and Overlook at SP 30 (12) 2 and 4 Project Site	Construction	\$194,264
Cibola	City of Grants	River Walk Extension	Construction	\$462,051
Curry	City of Clovis	Main St Streetscape Improvements	Construction	\$200,000
Doña Ana	City of Las Cruces	Las Cruces Dam Trail Improvements	Construction	\$384,480
Doña Ana	Las Cruces Public Schools	Safe Routes to School Champion	Non-infrastructure	\$25,632
Doña Ana	Village of Hatch	NM 187 Sidewalks	Construction	\$256,503
Eddy	City of Artesia	Eagle Draw Walkway	Construction	\$205,056
Eddy	City of Carlsbad	SRTS Coordinator	Non-infrastructure	\$47,676
Grant	Town of Silver City	Cooper St Sidewalk	Construction	\$113,838
Hidalgo	City of Lordsburg	Motel Dr ADA and Sidewalk Improvements	Construction	\$176,197
Lea	City of Eunice	Main St Phase IV	Construction	\$198,111
Lea	City of Hobbs	Main St Sidewalk and ADA Improvements	Construction	\$158,064
Lea	City of Jal	Downtown/Main St Renovations	Construction	\$256,320
Lincoln	Village of Corona	Main St Sidewalk Enhancements	Construction	\$177,715
Los Alamos	Los Alamos County	Canyon Rim Trail Pedestrian Bridge	Construction	\$212,541
McKinley	City of Gallup	NM 118 Pedestrian Safety Improvements Project	Construction	\$505,628
Multiple	North Central	ADA Transition Plan and	Construction	\$140,976

	Regional Transit District (NCRTD)	Improvements		
Rio Arriba	City of Española	Walking Trails	Construction	\$247,776
San Juan	City of Bloomfield	Vereda del Rio San Juan Trail (Phase II)	Construction	\$119,012
San Juan	City of Bloomfield	Vereda del Rio San Juan Trail (Phase III)	Construction	\$158,580
San Juan	City of Farmington	20th St Sidewalks (Phase I)	Construction	\$188,700
San Juan	City of Farmington	20th St Sidewalks (Phase II)	Construction	\$130,782
San Juan	City of Farmington	Southside River Rd River Trail	Construction	\$46,586
San Miguel	City of Las Vegas	Gallinas River Walk Enhancement	Construction	\$172,444
San Miguel	San Miguel County	Cinder Road Path Pedestrian and Bicycle Enhancements	Construction	\$89,712
Sandoval	Pueblo of Santo Domingo	Santo Domingo Multi-Use Trail Segment 1	Construction	\$75,638
Sandoval	Southern Sandoval County Arroyo & Flood Control Authority	Black Arroyo Open Space Commuter Trail (Phase II)	Construction	\$301,422
Santa Fe	City of Santa Fe	Santa Fe River Trail Connections and Improvements	Construction	\$250,000
Santa Fe	City of Santa Fe	Santa Fe River Trail/E Alameda St Pedestrian Improvements	Construction	\$328,944
Santa Fe	San Ildefonso Pueblo	Tunyo Po Sidewalk and School Crossing Improvements	Construction	\$130,381
Santa Fe	Santa Fe County	Santa Fe Rail Trail Segment 4	Construction	\$96,798
Santa Fe	Town of Edgewood	Dinkle Road Trail	Construction	\$28,602
Santa Fe	Town of Edgewood	NM 344 Trail	Construction	\$29,521
Sierra	City of Truth or Consequences	Broadway Sidewalks	Construction	\$163,191
Torrance	Town of Estancia	Highland Ave Sidewalks	Construction	\$73,312
Valencia	Village of Los Lunas	NM 314/NM 6 Bike Bypass Route Connection	Construction	\$85,707
Total				\$7,466,489

Charts 3 and 4 below demonstrate the performance of the FFY15 TAP. **Chart 3** compares the number of baseline projects programmed to the number of baseline projects obligated. **Chart 4** compares the baseline TAP funding programmed, to the baseline and non-baseline amounts obligated.

Chart 3: FFY15 Baseline Projects Obligated

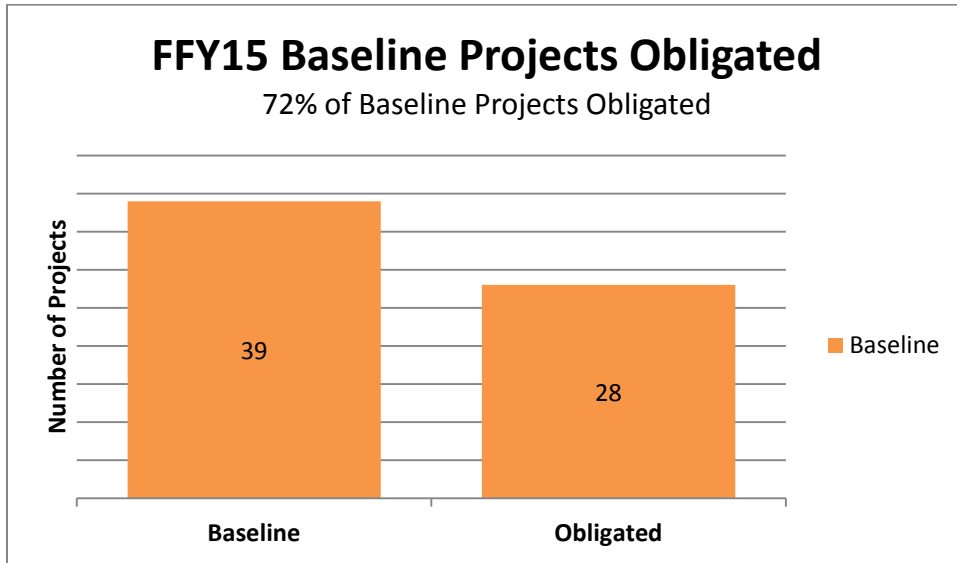
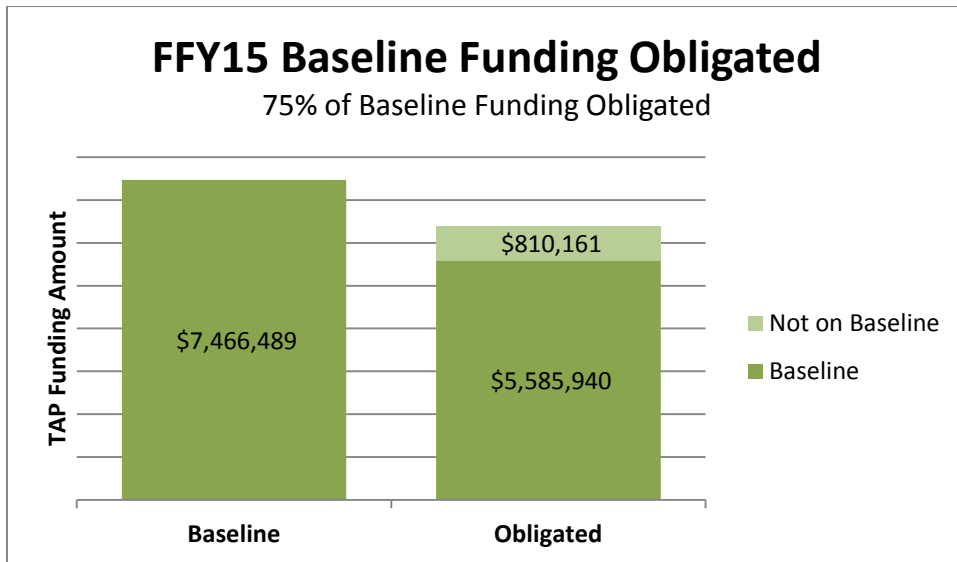


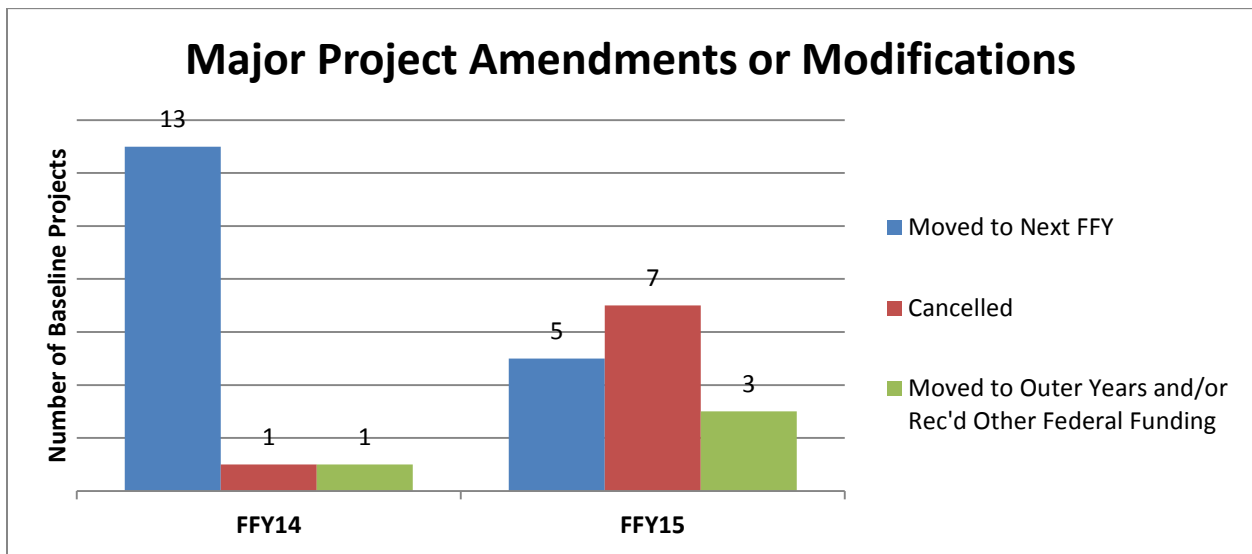
Chart 4: FFY15 Baseline Funding Obligated



Project Amendments and Modifications

After projects are programmed, they may encounter unexpected challenges or opportunities, which can trigger amending or modifying them in the STIP, in accordance with NMDOT’s STIP Procedures Manual. Projects may be reprogrammed in a different FFY, they may be cancelled at the request of the grant recipient, or they may instead receive other federal funds. **Chart 5** below shows the numbers of FFY14/15 TAP projects that NMDOT amended or modified in the STIP, for the reasons identified. These amendments and modifications may have affected the baselines and obligation rates shown in **Charts 1-4** in the previous section.

Chart 5: Major Project Amendments or Modifications



When projects are cancelled, moved to outer years, or receive other federal funds, NMDOT may have an opportunity to reprogram those funds to other existing TAP projects, in consultation with the T/LPA and MPO (if applicable). Due to movements and cancellations as shown in **Chart 5**, NMDOT and MPOs were able to reprogram and obligate \$64,080 of TAP funding in FFY14, and \$810,161 of TAP funding in FFY15. The Appendix contains tables itemizing the projects tracked in **Chart 5**.

Obligated Projects

For projects that receive federal funds, obligation occurs when a project agreement is executed between the grant recipient and NMDOT, and NMDOT requests that FHWA commit to participate in funding the project. Obligated projects are not necessarily initiated or completed during the program year, and obligation amounts in the tables below may or may not equal the total federal share of the project. **Tables 6 and 7** detail specific projects and phases that FHWA obligated during FFY14 and FFY15, respectively.

County	Recipient	Project Name	Phase	Total TAP Obligated
Bernalillo	Bernalillo County	2 nd St SW (Valle de Oro) Trail Phase I	Design	\$205,165

Bernalillo	Bernalillo County	Alameda Drain Trail	Design	\$170,880
Chaves	City of Roswell	Spring River Trail Lighting Project	Construction	\$112,579
Chaves	Town of Hagerman	Sidewalk Improvements, Phase I	Design	\$15,041
Cibola	Acoma Pueblo	Turnout and Overlook at SP 30 (12) 2 and 4 Project Site	Design	\$55,327
Doña Ana	City of Las Cruces	Alternative Transportation Pathway Phase II (La Llorona Trail Improvements)	Construction	\$384,480
Doña Ana	Las Cruces Public Schools	Safe Routes to School Champion	Non-Infrastructure	\$25,632
Doña Ana	Village of Hatch	NM 187 Sidewalks	Design	\$35,458
Eddy	City of Artesia	Eagle Draw Walkway	Design	\$25,632
Grant	Town of Silver City	Cooper St Sidewalk Improvements	Design	\$30,654
Hidalgo	City of Lordsburg	Motel Dr ADA and Sidewalk Improvements	Design	\$46,868
Lea	City of Eunice	Main St Phase IV	Design	\$51,889
Lincoln	Village of Corona	Main St Sidewalk Enhancements	Design	\$38,448
Los Alamos	Los Alamos County	Canyon Rim Trail Pedestrian Bridge	Design	\$75,327
Luna	City of Deming	Florida St Multi-Use Path	Construction	\$217,195
Multiple	North Central Regional Transit District	ADA Transition Plan and Improvements	Planning & Design	\$74,760
San Juan	City of Bloomfield	Vereda del Rio San Juan Trail (Phase II)	Design	\$39,568
San Miguel	City of Las Vegas	Gallinas River Walk Enhancement	Design	\$27,556
Sandoval	Pueblo of Santo Domingo	Santo Domingo Multi-Use Trail Segment 1	Design	\$75,638
Sandoval	Southern Sandoval County Arroyo & Flood Control Authority	Black Arroyo Open Space Commuter Trail	Construction	\$620,480
Santa Fe	City of Santa Fe	Santa Fe River Trail/E Alameda St Pedestrian Improvements	Design	\$59,808
Sierra	City of Truth or Consequences	Broadway Sidewalks	Design	\$33,322
Total				\$2,421,707

Table 7: FFY15 Obligated Projects				
County	Recipient	Project Name	Phase	Total TAP Obligated
Bernalillo	Bernalillo County	2nd St SW (Valle de Oro) Trail Phase I	Construction	\$605,053
Bernalillo	Village of Tijeras	NM 333 Bicycle and Pedestrian Improvements	Design & Construction	\$301,422
Chaves	Town of Hagerman	Sidewalk Improvements, Phase I	Construction	\$127,904
Cibola	Acoma Pueblo	Turnout and Overlook at SP 30 (12) 2 and 4 Project Site	Construction	\$194,264
Cibola	City of Grants	River Walk Extension	Design	\$64,755
Curry	City of Clovis	Main St Streetscape Improvements	Construction	\$200,000
Doña Ana	City of Las Cruces	Las Cruces Dam Trail Improvements	Construction	\$384,480
Doña Ana	Las Cruces Public Schools	Safe Routes to Schools Champion	Non-Infrastructure	\$25,632
Doña Ana	Village of Hatch	NM 187 Sidewalks	Construction	\$256,503
Eddy	City of Artesia	Eagle Draw Walkway	Construction	\$205,056
Eddy	City of Carlsbad	SRTS Coordinator	Non-infrastructure	\$47,676
Grant	Town of Silver City	Cooper St Sidewalk Improvements	Construction	\$205,483
Lea	City of Eunice	Main St Phase IV	Construction	\$275,796
Lea	City of Hobbs	Main St Sidewalk and ADA Improvements	Construction	\$158,064
Los Alamos	Los Alamos County	Canyon Rim Trail Pedestrian Bridge	Construction	\$766,381
McKinley	City of Gallup	NM 118 Pedestrian Safety Improvements Project	Construction	\$505,628
Multiple	North Central Regional Transit District (NCRTD)	ADA Transition Plan and Improvements	Construction	\$140,796
San Juan	City of Farmington	20th St Sidewalks (Phase I)	Construction	\$188,700
San Juan	City of Farmington	20th St Sidewalks (Phase II)	Construction	\$130,782
San Juan	City of Farmington	Southside River Rd River Trail	Construction	\$46,586
San Miguel	City of Las Vegas	Gallinas River Walk Enhancement	Construction	\$172,444
San Miguel	San Miguel County	Cinder Road Path Pedestrian and Bicycle Enhancements	Construction	\$89,712
Sandoval	Pueblo of Santo Domingo	Santo Domingo Multi-Use Trail Segment 1	Construction	\$75,638
Sandoval	Southern Sandoval County Arroyo & Flood Control	Black Arroyo Open Space Commuter Trail (Phase II)	Construction	\$301,422

	Authority			
Santa Fe	City of Santa Fe	Santa Fe River Trail Connections and Improvements	Construction	\$250,000
Santa Fe	City of Santa Fe	Santa Fe River Trail/E Alameda St Pedestrian Improvements	Construction	\$328,944
Santa Fe	Santa Fe County	Santa Fe Rail Trail Segment 4	Construction	\$96,798
Sierra	City of Truth or Consequences	Broadway Sidewalks	Construction	\$250,182
Total				\$6,396,101

Summary

Through FFY14/15, NMDOT worked with New Mexico’s MPOs, RTPOs, and 30 different tribal and local governments around the state to initiate and fund 36 unique projects that enhance the quality of life of New Mexico residents. Projects range from Safe Routes to School eligible projects, which benefit the health and safety of New Mexico’s school age children, to community sidewalk and main street projects that increase economic development opportunities for those communities.

Once construction funding for projects is obligated, the facility is usually built within two years. Therefore, New Mexico residents should expect that most of the infrastructure projects listed in **Tables 6 and 7** will be completed by summer of 2017.

Appendix

The tables below itemize the projects that were moved to other FFYs, received different federal funds, or were cancelled, as reflected in **Chart 5**.

Table 8: Projects Moved from FFY14 to FFY15				
County	Recipient	Project Name	Phase	Total TAP
Cibola	City of Grants	River Walk Extension	Design	\$64,755
Curry	City of Clovis	Main St Streetscape Improvements	Construction	\$200,000
Lea	City of Hobbs	Main St Sidewalk and ADA Improvements	Construction	\$158,064
Lea	City of Jal	Downtown/Main St Renovations	Construction	\$256,320
McKinley	City of Gallup	NM 118 Pedestrian Safety Improvements Project	Construction	\$505,628
Rio Arriba	City of Española	Walking Trails	Construction	\$173,942
San Juan	City of Bloomfield	Vereda del Rio San Juan Trail (Phase II)	Construction	\$119,012
San Juan	City of Farmington	20th St Sidewalks (Phase I)	Construction	\$159,741
San Juan	City of Farmington	Southside River Trail	Construction	\$23,293
San Miguel	San Miguel County	Cinder Road Path Pedestrian and Bicycle Enhancements	Construction	\$89,712
Santa Fe	City of Santa Fe	Santa Fe River Trail Connections and Improvements	Construction	\$250,000
Santa Fe	Santa Fe County	Santa Fe Rail Trail Segment 4	Construction	\$57,967
Sierra	City of Truth or Consequences	Broadway Sidewalks	Construction	\$163,190
Total				\$2,221,624

Table 9: Projects Moved from FFY15 to FFY16				
County	Recipient	Project Name	Phase	Total TAP
Cibola	City of Grants	River Walk Extension	Construction	\$397,296
Lincoln	Village of Corona	Main St Sidewalk Enhancements	Construction	\$208,000
San Juan	City of Bloomfield	Vereda del Rio San Juan Trail (Phase II)	Construction	\$119,012
San Juan	City of Bloomfield	Vereda del Rio San Juan	Construction	\$158,580

		Trail (Phase III)		
Santa Fe County	San Ildefonso Pueblo	Tunyo Po Sidewalk and School Crossing Improvements	Construction	\$152,600
Total				\$1,035,488

Table 10: FFY14 Cancelled Projects				
County	Recipient	Project Name	Phase	Total TAP
Bernalillo	City of Albuquerque	AMPA-Wide Bike/Ped Safety Education Program	Non-Infrastructure	\$64,080
Total				\$64,080

Table 11: FFY15 Cancelled Projects				
County	Recipient	Project Name	Phase	Total TAP
Bernalillo	Bernalillo County	Alameda Drain and 2 nd St Bike/Ped Trail	Construction	\$602,844
Lea	City of Jal	Downtown/Main St Renovations	Construction	\$256,320
Rio Arriba	City of Española	Walking Trails	Construction	\$290,000
Santa Fe	Town of Edgewood	Dinkle Rd Trail	Construction	\$28,602
Santa Fe	Town of Edgewood	NM 344 Trail	Construction	\$29,521
Torrance	Town of Estancia	Highland Ave Sidewalks	Construction	\$73,312
Valencia	Village of Los Lunas	NM 314/NM 6 Bike Bypass Route Connection	Construction	\$85,707
Total				\$1,366,306

Table 12: Projects Using Other Federal Funding or Moving to Outer Years						
County	Recipient	Project Name	Phase	Funding Program*	Federal Fiscal Year	Total Federal
Bernalillo	Bernalillo County	Alameda Drain and 2 nd St Bike/Ped Trail	Construction	TAP, CMAQ-Mand	2016/2017	\$250,000 (TAP) / \$750,000 (TAP), \$251,556 (CMAQ-M)
Hidalgo	City of Lordsburg	Motel Dr ADA and Sidewalk Improvements	Construction	TAP	2017	\$176,197

Lincoln	Village of Corona	Main St Sidewalk Enhancements	Construction	CMAQ-Flex	2016	\$177,715
Valencia	Village of Los Lunas	NM 314 Bike Lanes and Enhancements	Construction	TE	2014	\$297,029 (obligated)
*Definitions: Transportation Enhancements (TE), Congestion Mitigation and Air Quality Flexible/Mandatory (CMAQ-Flex, CMAQ-Mand).						